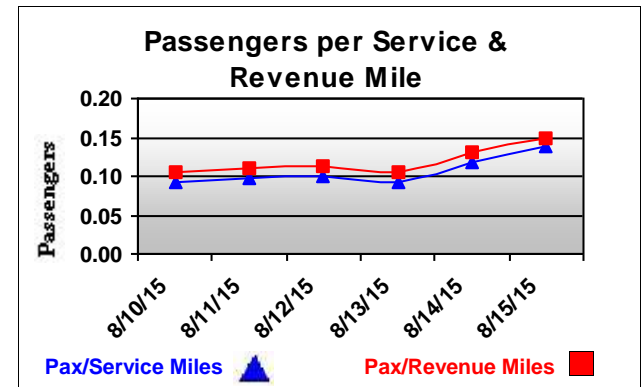
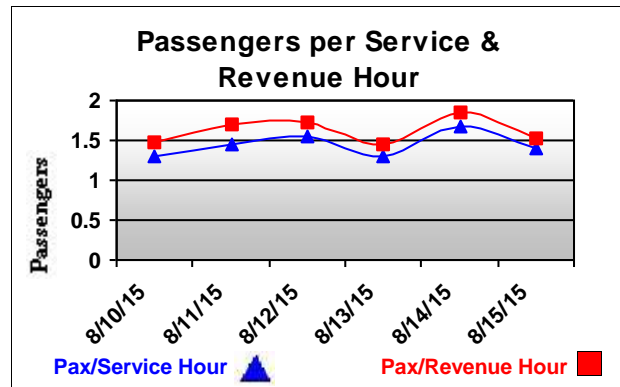
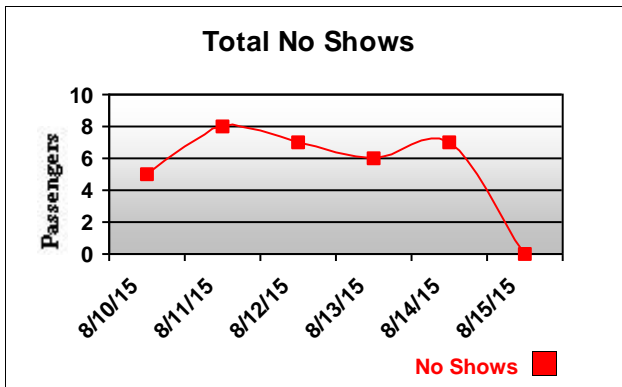
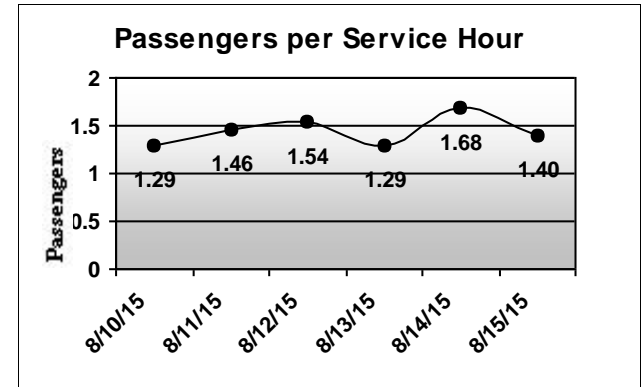
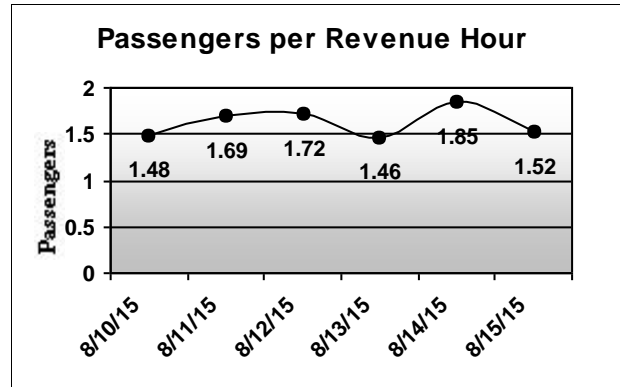
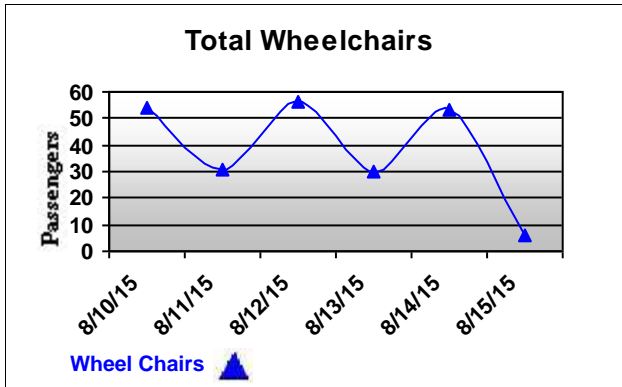
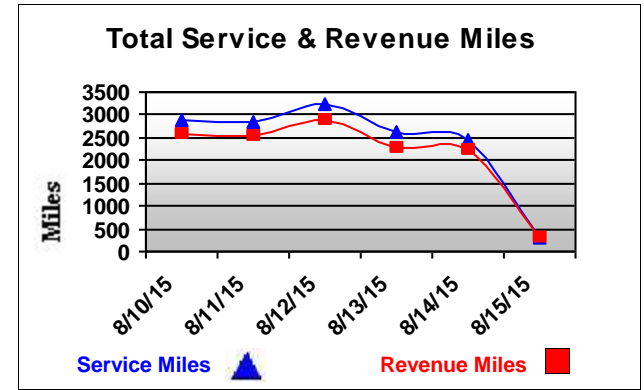
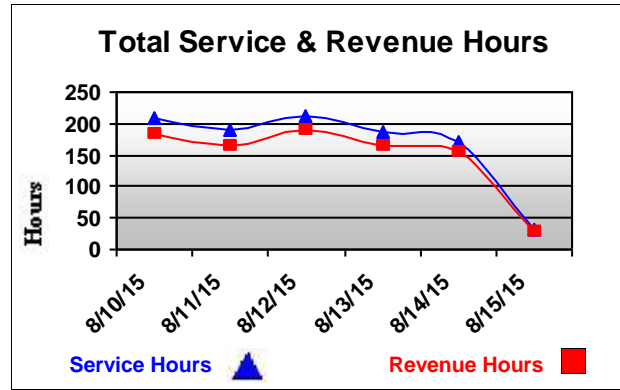
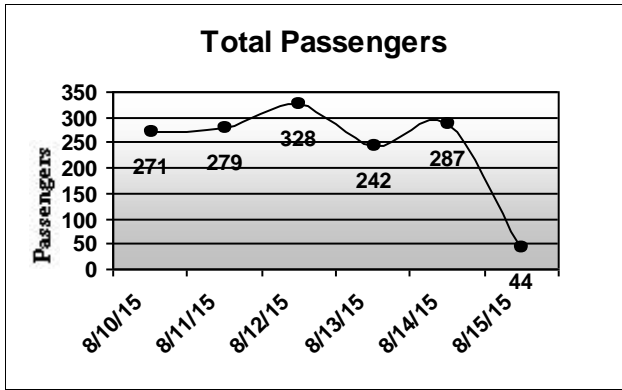
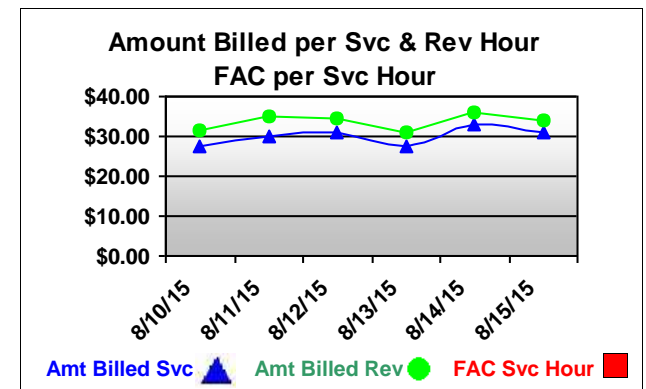
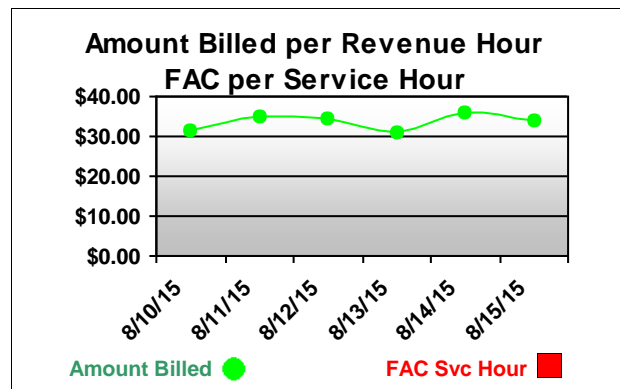
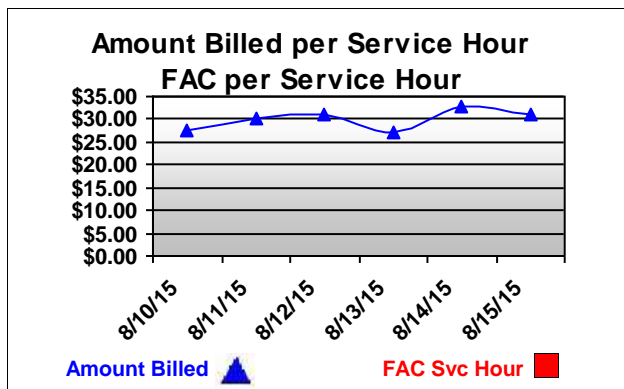
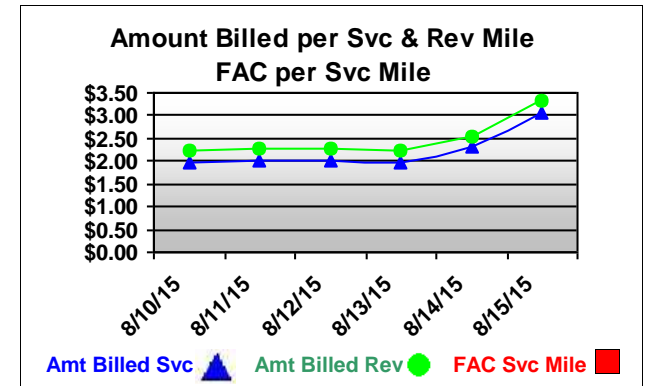
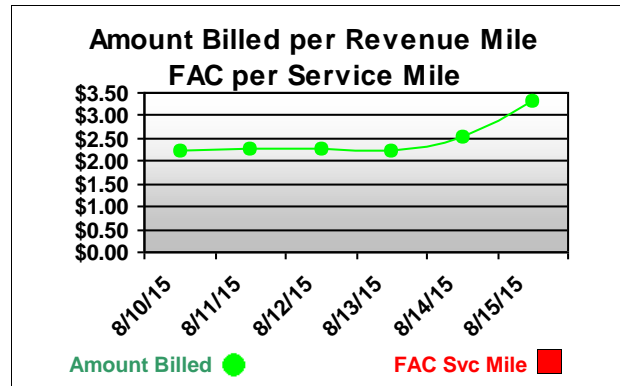
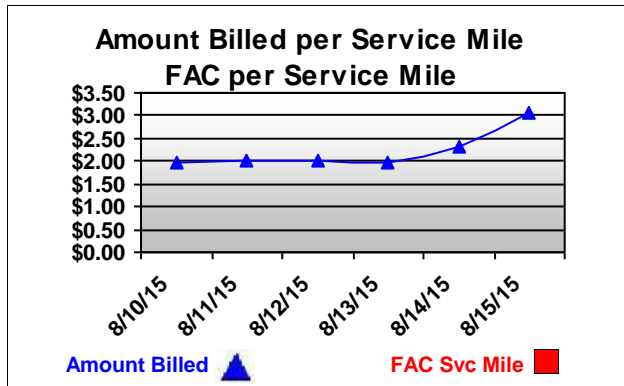
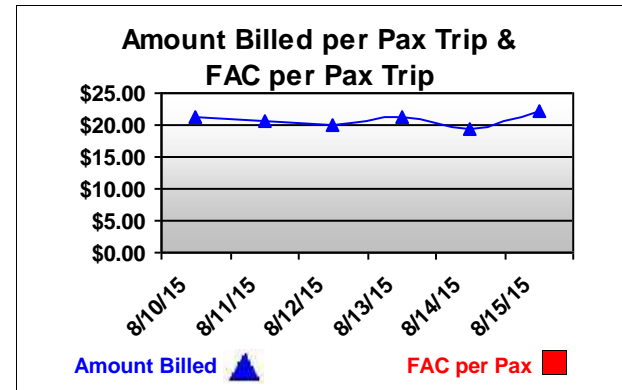
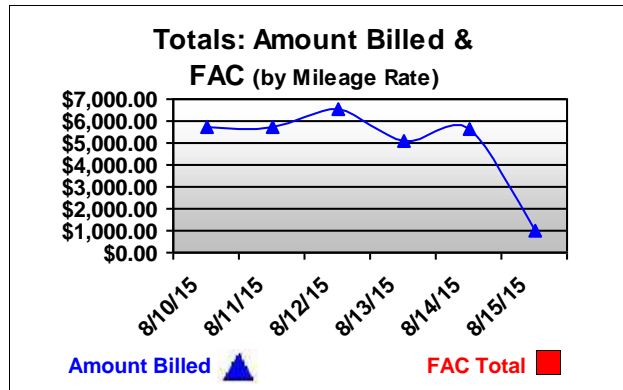


Performance Indicators (Daily) and CAP

From 8/10/2015 to 8/15/2015

ACTA





Performance Indicators (Daily) and CAP

From 8/10/2015 to 8/15/2015

ACTA

COST SUMMARY

Date	Total Pax	Svc Miles	Rev Miles	Svc Hours	Rev Hours	Actual Costs	Amount Billed	FAC per Svc Hour	REV per Svc Hour	REV per Rev Hour	FAC per Svc Mile	REV per Svc Mile	REV per Rev Mile	FAC per Pax	REV per Pax
8/10/2015	271	2900	2580	209.57	183.47		\$5,768.94		\$27.53	\$31.44		\$1.99	\$2.24		\$21.29
8/11/2015	279	2841	2527	190.97	164.68		\$5,743.98		\$30.08	\$34.88		\$2.02	\$2.27		\$20.59
8/12/2015	328	3245	2885	212.53	190.72		\$6,580.22		\$30.96	\$34.50		\$2.03	\$2.28		\$20.06
8/13/2015	242	2622	2288	187.62	165.70		\$5,112.83		\$27.25	\$30.86		\$1.95	\$2.23		\$21.13
8/14/2015	287	2431	2210	170.35	155.47		\$5,599.14		\$32.87	\$36.02		\$2.30	\$2.53		\$19.51
8/15/2015	44	319	295	31.52	28.88		\$975.45		\$30.95	\$33.77		\$3.06	\$3.31		\$22.17
Totals:	1451	14358	12785	1002.55	888.92		\$29,780.57								

WEEKDAY SUMMARY

Date	Day of Week	Total Pax	Svc Miles	Rev Miles	Svc Hours	Rev Hours	No Shows	Wheel Chairs	Pax per Svc Mile	Pax per Rev Mile	Pax per Svc Hour	Pax per Rev Hour
08/10/15	Monday	271	2900	2580	209.57	183.47	5	54	0.09	0.11	1.29	1.48
08/11/15	Tuesday	279	2841	2527	190.97	164.68	8	31	0.10	0.11	1.46	1.69
08/12/15	Wednesday	328	3245	2885	212.53	190.72	7	56	0.10	0.11	1.54	1.72
08/13/15	Thursday	242	2622	2288	187.62	165.70	6	30	0.09	0.11	1.29	1.46
08/14/15	Friday	287	2431	2210	170.35	155.47	7	53	0.12	0.13	1.68	1.85
Weekday Averages:		281	2808	2498	194.21	172.01	7	45	0.10	0.11	1.45	1.64
Weekday Totals:		1407	14039	12490	971.03	860.03	33	224				

WEEKEND SUMMARY

Date	Day of Week	Total Pax	Svc Miles	Rev Miles	Svc Hours	Rev Hours	No Shows	Wheel Chairs	Pax per Svc Mile	Pax per Rev Mile	Pax per Svc Hour	Pax per Rev Hour
08/15/15	Saturday	44	319	295	31.52	28.88	0	6	0.14	0.15	1.40	1.52
Weekend Averages:		44	319	295	31.52	28.88	0	6	0.14	0.15	1.40	1.52
Weekend Totals:		44	319	295	31.52	28.88	0	6				

ACTIVE REVENUE VEHICLES

Vehicle Type:	Number of Vehicles:	Vehicle Capacity:	Vehicle WC Stations:	Total Capacity:	Total WC Capacity:
20-FOOT LIGHT TRANSIT VEHICLE	8	8	2	64	16
20-FOOT LIGHT TRANSIT VEHICLE	1	10	2	10	2
25-FOOT LIGHT TRANSIT VEHICLE	9	16	4	144	36
CONVERSION VAN	13	8	2	104	26
MINIVAN	3	6	0	18	0
Totals:	34			340	80

Performance Indicators (Daily) and CAP

From 8/10/2015 to 8/15/2015

ACTA

ACTA: Capital Assessment

Week	Miles	Hours	Pass
Totals	14,358	1002.6	1,451

Date: 8/10/2015 Day: Monday

Veh ID	Cap	Miles	Hours	Pass	5 am	6	7	8	9	10	11	12 pm	1	2	3	4	5	6	7	8	9	10	
1	9032	16	76	8:06	10																		
2	9033	6	171	10:21	10																		
3	9036	8	54	4:23	2																		
4	9038	16	187	10:35	14																		
5	9039	16	73	7:15	13																		
6	9042	8	109	12:15	14																		
7	9044	16	152	11:18	32																		
8	9045	16	144	10:55	17																		
9	9047	10	81	6:26	7																		
10	9048	8	161	10:03	11																		
11	9050	8	93	8:23	10																		
12	9051	8	187	13:15	9																		
13	9052	8	106	7:43	10																		
14	9054	8	103	8:49	14																		
15	9056	8	183	11:53	14																		
16	9057	8	166	9:52	9																		
17	9058	8	147	11:44	14																		
18	9059	8	140	7:13	10																		
19	9060	8	119	6:52	11																		
20	9061	8	197	12:00	15																		
21	9062	8	141	12:26	13																		
22	9063	16	110	7:47	12																		

34 Revenue Vehicles	2,900	209.6	271	Daily Totals	<input checked="" type="checkbox"/> Active (Vehicle in Service)	<input type="checkbox"/> Inactive (Vehicle NOT in Service)
---------------------	-------	-------	-----	---------------------	---	--

Performance Indicators (Daily) and CAP

From 8/10/2015 to 8/15/2015

ACTA

Date: 8/11/2015

Day: Tuesday

Veh ID	Cap	Miles	Hours	Pass	5 am	6	7	8	9	10	11	12 pm	1	2	3	4	5	6	7	8	9	10	
1	9032	16	55	7:53	9																		
2	9033	6	131	7:59	10																		
3	9038	16	187	10:50	19																		
4	9042	8	178	12:30	13																		
5	9044	16	122	10:01	35																		
6	9045	16	135	11:24	21																		
7	9047	10	152	11:49	11																		
8	9048	8	122	6:53	8																		
9	9049	8	82	5:02	5																		
10	9050	8	114	7:26	7																		
11	9051	8	103	7:42	6																		
12	9052	8	84	4:35	9																		
13	9053	6	168	6:28	5																		
14	9054	8	76	4:15	3																		
15	9055	6	144	6:24	10																		
16	9056	8	96	6:10	7																		
17	9057	8	114	7:22	10																		
18	9058	8	146	12:33	17																		
19	9059	8	129	7:55	16																		
20	9060	8	159	11:46	19																		
21	9061	8	133	7:42	14																		
22	9062	8	106	7:56	8																		
23	9063	16	105	8:23	17																		

34 Revenue Vehicles	2,841	191.0	279	Daily Totals	<input checked="" type="checkbox"/> Active (Vehicle in Service)	<input type="checkbox"/> Inactive (Vehicle NOT in Service)
---------------------	-------	-------	-----	---------------------	---	--

Performance Indicators (Daily) and CAP

From 8/10/2015 to 8/15/2015

ACTA

Date: 8/12/2015

Day: Wednesday

	Veh ID	Cap	Miles	Hours	Pass	5	am	6	7	8	9	10	11	12	pm	1	2	3	4	5	6	7	8	9	10
1	9032	16	129	8:45	13					■	■	■	■	■	■	■	■	■	■	■					
2	9033	6	196	10:39	13		■	■	■	■	■	■	■	■	■	■	■	■	■						
3	9036	8	59	5:04	7									■	■	■	■	■	■	■	■	■			
4	9038	16	183	10:10	14		■	■	■	■	■	■	■		■	■	■	■	■	■	■				
5	9039	16	146	12:31	25		■	■	■	■	■	■	■	■	■	■	■	■	■	■	■	■	■		
6	9042	8	48	4:37	11										■	■	■	■	■	■	■				
7	9044	16	124	9:58	24	■	■	■	■	■	■	■	■						■	■	■	■	■		
8	9045	16	143	11:29	19	■	■	■	■	■	■	■	■	■	■	■	■	■	■	■	■				
9	9047	10	108	7:14	14	■	■	■	■	■	■	■	■	■											
10	9048	8	138	9:01	15				■	■	■	■	■	■	■	■	■	■	■	■					
11	9049	8	207	11:09	17				■	■	■	■	■	■	■	■	■	■	■	■	■	■	■		
12	9050	8	137	8:32	10						■	■	■	■	■	■	■	■	■	■	■	■			
13	9051	8	190	11:09	13	■	■	■	■	■	■	■	■			■	■	■	■	■	■	■	■		
14	9052	8	172	9:21	11						■	■	■	■	■	■	■	■	■	■	■	■	■		
15	9054	8	44	3:38	5						■	■	■	■	■										
16	9055	6	109	8:25	11						■	■	■	■	■	■	■	■	■	■	■	■			
17	9056	8	116	6:44	8		■	■	■	■	■	■	■	■											
18	9057	8	132	6:45	11	■	■	■	■	■	■	■	■	■											
19	9058	8	171	11:58	18	■	■	■	■	■	■	■	■	■		■	■	■	■	■	■	■	■		
20	9059	8	123	6:56	7		■	■	■	■	■	■	■	■	■										
21	9060	8	150	11:48	16	■	■	■	■	■	■	■	■	■	■	■	■	■	■	■	■	■			
22	9061	8	83	5:10	7							■	■	■	■	■	■								
23	9062	8	186	13:10	16	■	■	■	■	■	■	■	■	■	■	■	■	■	■	■	■	■	■		
24	9063	16	151	8:19	23						■	■	■	■	■	■	■	■	■	■	■	■	■		

Performance Indicators (Daily) and CAP

From 8/10/2015 to 8/15/2015

ACTA

34 Revenue Vehicles | 3,245 | 212.5 | 328 | **Daily Totals**

Active (Vehicle in Service)

Inactive (Vehicle NOT in Service)

Performance Indicators (Daily) and CAP

From 8/10/2015 to 8/15/2015

ACTA

Date: 8/13/2015

Day: Thursday

Veh ID	Cap	Miles	Hours	Pass	5 am	6	7	8	9	10	11	12 pm	1	2	3	4	5	6	7	8	9	10	
1	9032	16	102	8:20	11																		
2	9033	6	144	8:17	7																		
3	9036	8	46	4:47	6																		
4	9038	16	164	10:15	13																		
5	9042	8	45	4:53	5																		
6	9044	16	130	9:15	22																		
7	9046	16	40	4:01	6																		
8	9047	10	109	9:28	9																		
9	9048	8	119	9:16	10																		
10	9049	8	129	11:56	16																		
11	9050	8	101	7:45	10																		
12	9051	8	154	7:12	10																		
13	9052	8	89	5:38	8																		
14	9054	8	120	8:35	10																		
15	9055	6	78	6:06	6																		
16	9056	8	107	5:02	7																		
17	9057	8	108	7:32	9																		
18	9058	8	217	12:05	15																		
19	9059	8	84	7:48	13																		
20	9060	8	170	11:10	12																		
21	9061	8	100	8:40	14																		
22	9062	8	181	12:11	14																		
23	9063	16	85	7:25	9																		

34 Revenue Vehicles	2,622	187.6	242	Daily Totals	 Active (Vehicle in Service)	 Inactive (Vehicle NOT in Service)
---------------------	-------	-------	-----	---------------------	---	---

Performance Indicators (Daily) and CAP

From 8/10/2015 to 8/15/2015

ACTA

Date: 8/14/2015 Day: Friday

Veh ID	Cap	Miles	Hours	Pass	5 am	6	7	8	9	10	11	12 pm	1	2	3	4	5	6	7	8	9	10	
1	9032	16	122	8:39	15																		
2	9033	6	173	11:23	16																		
3	9036	8	109	8:41	11																		
4	9038	16	173	10:52	14																		
5	9042	8	66	4:33	6																		
6	9044	16	52	3:51	13																		
7	9047	10	116	7:52	20																		
8	9049	8	216	12:42	20																		
9	9050	8	62	5:54	7																		
10	9051	8	109	6:25	6																		
11	9052	8	181	12:01	22																		
12	9054	8	111	8:51	21																		
13	9055	6	105	6:43	12																		
14	9056	8	161	11:13	18																		
15	9057	8	120	12:06	19																		
16	9058	8	140	8:13	14																		
17	9059	8	94	6:30	9																		
18	9060	8	75	7:09	14																		
19	9062	8	189	12:15	16																		
20	9063	16	57	4:28	14																		

34 Revenue Vehicles | 2,431 | 170.4 | 287

Daily Totals

Active (Vehicle in Service)

Inactive (Vehicle NOT in Service)

Performance Indicators (Daily) and CAP

From 8/10/2015 to 8/15/2015

ACTA

Date: 8/15/2015 Day: Saturday

Veh ID	Cap	Miles	Hours	Pass	5	am	6	7	8	9	10	11	12	pm	1	2	3	4	5	6	7	8	9	10	
1	9049	8	66	7:09	16	<input checked="" type="checkbox"/>	<input checked="" type="checkbox"/>	<input checked="" type="checkbox"/>	<input checked="" type="checkbox"/>	<input checked="" type="checkbox"/>	<input checked="" type="checkbox"/>	<input checked="" type="checkbox"/>	<input checked="" type="checkbox"/>	<input checked="" type="checkbox"/>	<input checked="" type="checkbox"/>	<input checked="" type="checkbox"/>	<input checked="" type="checkbox"/>	<input checked="" type="checkbox"/>	<input checked="" type="checkbox"/>	<input checked="" type="checkbox"/>	<input checked="" type="checkbox"/>	<input checked="" type="checkbox"/>	<input checked="" type="checkbox"/>	<input checked="" type="checkbox"/>	<input checked="" type="checkbox"/>
2	9051	8	99	9:10	7	<input type="checkbox"/>	<input checked="" type="checkbox"/>	<input checked="" type="checkbox"/>	<input checked="" type="checkbox"/>	<input checked="" type="checkbox"/>	<input checked="" type="checkbox"/>	<input checked="" type="checkbox"/>	<input checked="" type="checkbox"/>	<input checked="" type="checkbox"/>	<input checked="" type="checkbox"/>	<input checked="" type="checkbox"/>	<input checked="" type="checkbox"/>	<input checked="" type="checkbox"/>	<input checked="" type="checkbox"/>	<input checked="" type="checkbox"/>	<input checked="" type="checkbox"/>	<input checked="" type="checkbox"/>	<input checked="" type="checkbox"/>	<input checked="" type="checkbox"/>	<input checked="" type="checkbox"/>
3	9057	8	52	7:08	14	<input type="checkbox"/>	<input type="checkbox"/>	<input type="checkbox"/>	<input type="checkbox"/>	<input type="checkbox"/>	<input type="checkbox"/>	<input type="checkbox"/>	<input type="checkbox"/>	<input type="checkbox"/>	<input type="checkbox"/>	<input type="checkbox"/>	<input type="checkbox"/>	<input type="checkbox"/>	<input type="checkbox"/>	<input type="checkbox"/>	<input type="checkbox"/>	<input type="checkbox"/>	<input type="checkbox"/>	<input type="checkbox"/>	<input type="checkbox"/>
4	9059	8	102	8:04	7	<input type="checkbox"/>	<input type="checkbox"/>	<input type="checkbox"/>	<input type="checkbox"/>	<input type="checkbox"/>	<input type="checkbox"/>	<input type="checkbox"/>	<input type="checkbox"/>	<input type="checkbox"/>	<input type="checkbox"/>	<input type="checkbox"/>	<input type="checkbox"/>	<input type="checkbox"/>	<input type="checkbox"/>	<input type="checkbox"/>	<input type="checkbox"/>	<input type="checkbox"/>	<input type="checkbox"/>	<input type="checkbox"/>	<input type="checkbox"/>
34 Revenue Vehicles					319	31.5	44	Daily Totals																	

Active (Vehicle in Service)

Inactive (Vehicle NOT in Service)